



**Main results of the
Electricity Market**

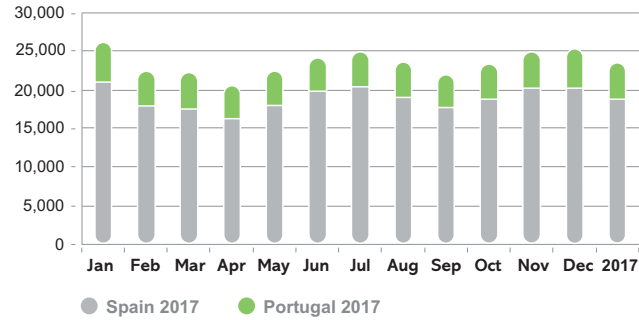
2017

www.omie.es

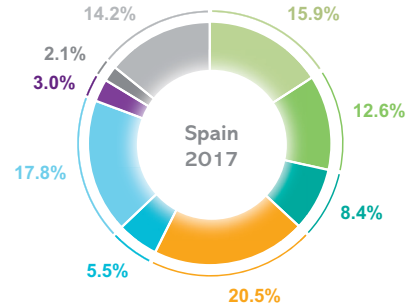
omie

Main results of the Electricity Market 2017

Total energy (Day-ahead and intraday markets)

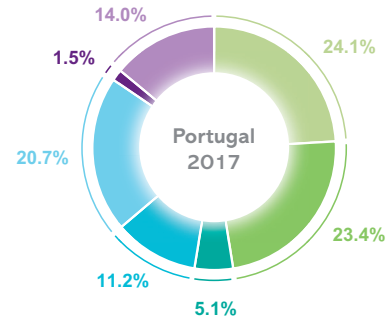
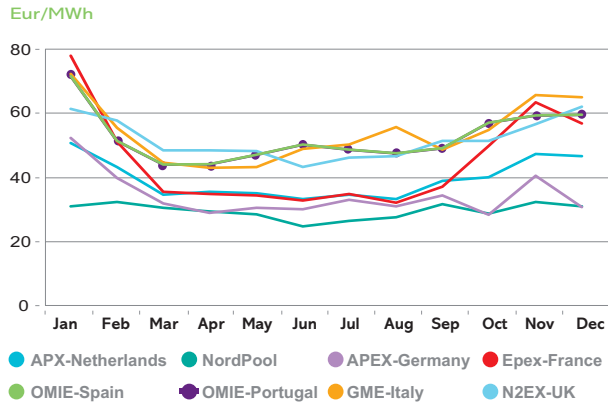


Demand coverage by technology



- Coal
- Combined cycle
- Import
- Nuclear
- Hydraulic
- Wind power
- Photovoltaic Solar
- Thermal Solar
- Other Special Regime
- Cogeneration/Wastes/Mini Hydra

Average-monthly prices in Europe



281 | **270**^{TWh}
2017 | 2016

Total traded energy

36 | **32**^{TWh}
2017 | 2016

Traded energy in Intraday Markets

1,079 | **1,022**
2017 | 2016

Agents

85 | **83**[%]
2017 | 2016

MIBEL Demand

15,193 | **11,027**^{M€}
2017 | 2016

Economic volume

Day-ahead market average price €/MWh

52.24 | **39.67** | **52.48** | **39.44**
2017 | 2016 | 2017 | 2016

Spanish zone

Portuguese zone

% hours with a price difference <1€/MWh

94.4 | **93.4**[%] | **27.0** | **33.6**[%]
2017 | 2016 | 2017 | 2016

Spain / Portugal

Spain / France